

WOLLONDILLY PERFORMING ARTS CENTRE

Technical Specifications

**Working document as the performing arts centre is currently under construction*



WOLLONDILLY PERFORMING
ARTS CENTRE

Theatre Technical Specifications

GENERAL

LOCATION:	WPAC is located at the corner of Colden & Menangle Street, Picton Picton is one hour south west of Sydney
AUDITORIUM:	Flexible open plan space that offers a variety of layouts including: <ul style="list-style-type: none">- End On Theatre- Cabaret- Dinner function with adjacent small size industrial kitchen
STUDIO:	Open plan room with vinyl dance floor Multi-purpose space with mirrors to one wall with curtain in front
SEATING CAPACITY:	Standard Theatre End On - 351 seats including 8 wheelchair positions Maximum Theatre End On - 512 seats including 12 wheelchair positions Orchestra Pit - 72 seats Flat Floor Standing Only - 679 people Dinner Function – 300 seats at tables of 10 Studio – 50 seats
ORCHESTRA PIT:	Shallow recess in front of retractable seating bank Use requires the loss of 72 seats Located 1.1m below stage level
FOYER:	Entrance from Menangle St Box Office with paging panel for announcements Bar & Cafe area Accessible entry to theatre Lift access to Level 1 Studio and Administration areas
DRESSING ROOMS:	4 dressing rooms and 1 green room
LAUNDRY:	Washing machine & dryer
LOADING DOCK:	Located at rear of the building with entry from Colden St Truck parking space with platform lift Level access from loading dock to scene dock Access by prior arrangement with Technical Coordinator, subject to traffic control procedures

Theatre Technical Specifications

Venue Details

The floor is sprung throughout the auditorium, covered in weathertex sheeting and painted black. It has no fixed proscenium. The stage is framed proscenium style with a front of house curtain and valance. The curtain opens from the centre, out to the sides on a track, operated by a pulley on prompt side of stage.

There is no fly tower and the ceiling height is 9m.

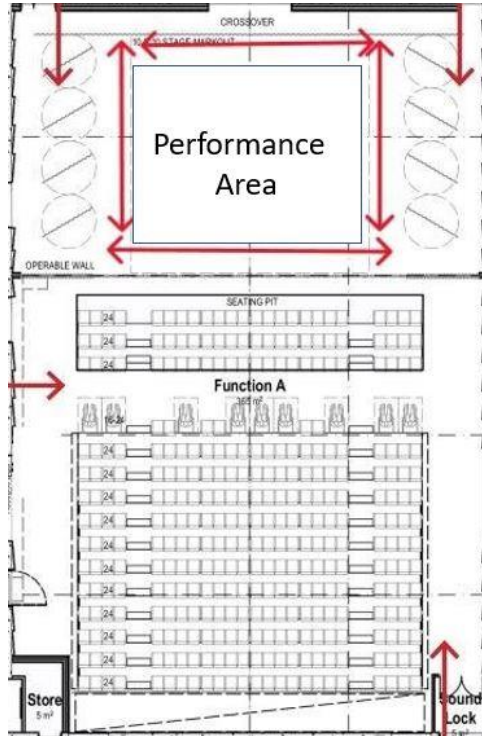
The standard theatre end on seating configuration of 352 seats and 8 wheelchair positions, includes use of the retractable raked seating bank (272 seats, 8 wheelchair positions) and 72 seats located in the orchestra pit to give an indication of a raised stage experience.

The maximum nonstandard theatre end on seating configuration with 512 seats and 16 wheelchair positions, includes use of the retractable rake seating bank (352 seats, 8 wheelchair positions) and 240 seats on the flat floor. Modular staging is available for hire, to create an 8m x 3m raised stage.

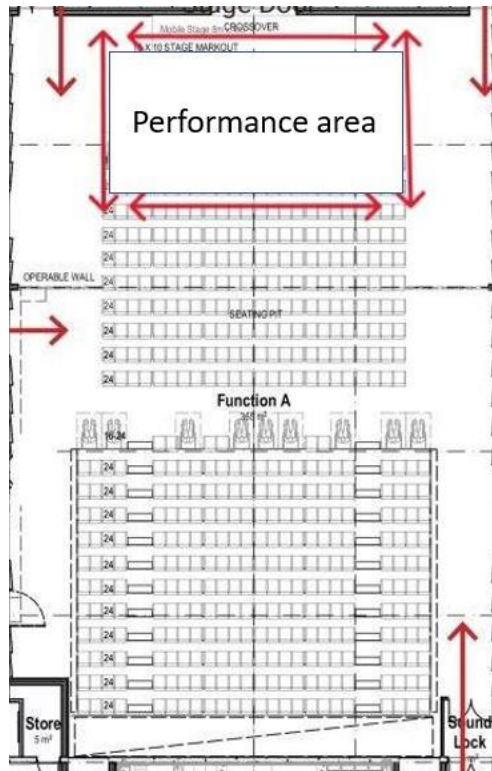
Stage distributed load limit	3 Kn m ²
Stage point load limit	700 kg
Stage rake	No
Total Floor Area	20,550 wide
	31,000 deep

Theatre Technical Specifications

Standard Theatre Layout End On – Raked Seating 351 Seats including 72 seats in the orchestra pit

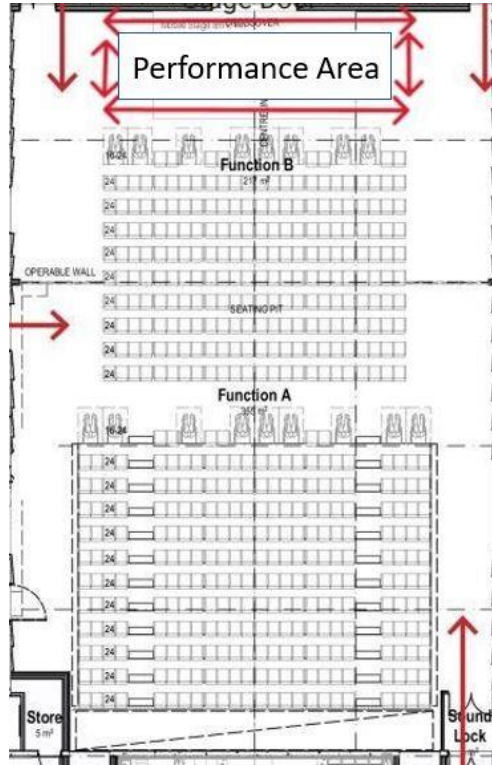


Non-Standard Theatre Layout – End On 448 Seats including 7 rows of chairs on the flat floor

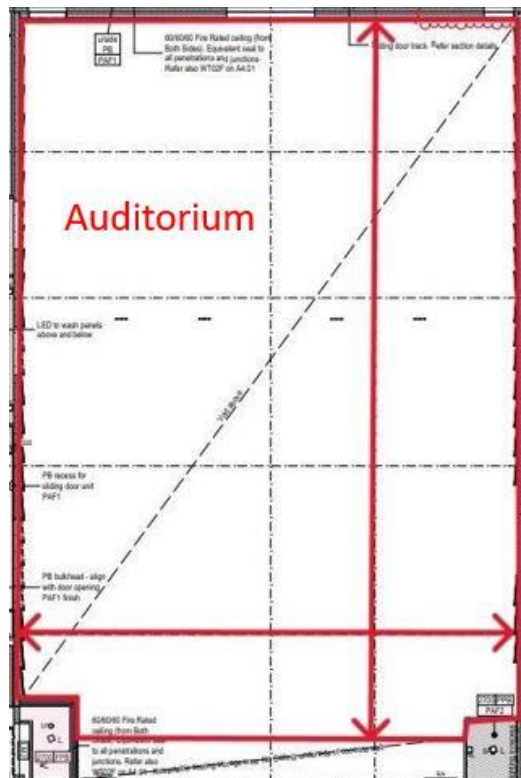


Theatre Technical Specifications

Non-Standard Theatre Layout End On – Small Stage
512 seats including 10 rows of chairs on the flat floor



Flat Floor, Exhibition, Cabaret & Function – Various Layouts
300 Function Seating at 30 tables of 10 pax per table
679 Standing room only



Theatre Technical Specifications

STAGE DIMENSIONS 351 seats including 8 wheelchair positions	
Wall to Wall	19,000 wide 10,400 deep
Performance Space	12,500 wide 9,800 deep
Setting Line (SL)	50 (down stage of front of house curtain)
SL to down stage edge of orchestra pit	1000
SL to first down stage fly line	100
SL to last upstage fly line	9900
SL to rear wall	10,500
Centre Line to OP wall	9,500
Centre Line to PS wall	9,500
Trim Height	7000
Batten Drift	
Overhead Obstructions	
STAGE DIMENSIONS 448 seats including 10 wheelchair positions	
Performance Space	12,500 wide 4,000 deep
STAGE DIMENSIONS 512 seats including 12 wheelchair positions	
Performance Space	12,500 wide 3,000 deep

ORCHESTRA RECESS

The venue has a dual purpose seating/orchestra pit.

It can be used to seat up to 20 orchestra members.

This reduces the seating capacity by 72 patrons.

Dimensions

14,000 long
3,000 wide
1,100 deep

Theatre Technical Specifications

Stage Fittings	1	House Curtain, tabs – manual French action
	5	Lighting bars with 24 x 10A SLO, 2 x DMX Outlets
	1	Mid stage black wool tabs – manual French action
	1	Upstage black wool tabs – manual French action
	4	Pairs black wool legs
	4	Black wool borders
	1	White cloth cyclorama
	2	Scenery bars (1 suitable for backdrop cloth)

Hanging Plot

Line #	Standard Set Up	Position from Setting Line	Max. distributed load
1	House Curtain	100	
3	Lx #1	500	
9	Border & Legs	1700	
11	LX #2	2100	
16	Border & Legs	3100	
18	LX #3	3500	
27	Border & Mid Stage Tabs	5300	
28	Scenery batten	5500	
30	LX #4	5900	
38	Border & Legs	7500	
40	LX #5	7900	
47	Scenery Batten	9300	
49	Border & Upstage Tabs	9700	
50	White Cyc	9900	
Rear Wall		10500	

Theatre Technical Specifications

Drapery

Type	Material	Colour	Width	Height	Quantity
House Curtain	IFR Poly Velvet 75% fullness with black light proof backing		8, 750	6, 250	1
Borders	100% Wool 50% fullness	Black	17, 000	2, 200	4
Legs	100% Wool 50% fullness	Black	7, 500	2, 000	4 pairs
Tabs / Smother	100% Wool 75% fullness	Black	8, 750	7, 500	2
Cyclorama	Cotton flat no fullness	White	16, 500	6, 250	1

Access Equipment

Elevated Work Platform

GR20 Genie Runabout self-propelled personnel lift with 51cm extension platform.

Maximum Platform Height	6.02m
Maximum Working Height	8.02m
Load Capacity	159kg

Climbrite fiberglass platform ladder on wheels

Height	1.8m
Load Capacity	150 kg

Access to roof/lx bars over auditorium is via Level 2 tension wire grid floor.

Staging Notes

All flown items must be rigged with rated equipment and is subject to approval by the Technical Coordinator.

No rigging equipment is supplied by the venue.

All shows/hirers must bring their own rigger and supply own rated rigging equipment.

Theatre Technical Specifications

Stage Power

Quantity of green power and GPOs throughout the venue

1 x 3 Phase 40amp at Prompt Corner

1 x 3 Phase 40amp at Opposite Prompt

2 x 3 Phase 40amp at rear of auditorium for flat floor layout

2 x 3 Phase 40amp outlets in Technical Gallery level 1

Staging Units

18 x Black Rostra (2m x 1m), legs at 400mm, and 600 – 1000mm adjustable

2 sets of stairs to suit 400mm – 1000mm

Orchestral Equipment

20 x Orchestra Chairs – Wegner Nota

20 x Music Stands

20 x LED Sconce lights

Theatre Technical Specifications

ACCESS

Loading Dock

All vehicles coming onsite must comply with the National Transport Commission's Load Restraint Guide to be admitted access to the loading dock. See here for more information: <https://www.ntc.gov.au/codes-and-guidelines/load-restraint-guide>

Truck parking space with platform lift.

Level access from loading dock to scene dock.

Largest truck size = 19m semi trailer; parks on incline due to site constraints.

Access via Colden St



Theatre Technical Specifications

Loading Dock Height

Mechanical lift flush with loading dock

Door Dimensions

Access to stage is via scenery dock. An acoustic sliding door separates scenery dock and stage.

Acoustic Sliding Door

3.5m wide

5.5m high

Prior arrangement of arrival time must be made with Technical Coordinator in advance of bump in date. Access is subject to traffic control procedures due to adjacent construction site.

Stage Door

Stage door is not staffed by default – please contact venue staff via phone if unable to gain access (contact details on next page).

The stage door entry is at the rear of the building.

Theatre Technical Specifications

LIGHTING

Control	1	ETC Ion XE with 2048 control channels
	1	EOS Fader wing
Power	2	Dimmer/Relay Rack - LSC GenVI 12 x 10A outlet
	4	Distribution Rack – LSC APS 12 x 10A outlet

Dimmers located in control room, rear of auditorium

LIGHTING POSITIONS	4	Rolling truss in auditorium, access via tension wire grid
	5	Flown lighting bars on stage 24x10A SLO, 10 x DMX

FIXTURES

Profiles

Make	Model	Power	Total	Notes
ShowPro	ePROFILE FC 15° - 30°	250W	32	
ShowPro	ePROFILE FC 25° - 50°	250W	20	

Fresnels

Make	Model	Power	Total	Notes
ShowPro	LED Fresnel RGBAL DMX Zoom 15° - 45°	230w	16	Barn doors

Par Cans

Make	Model	Power	Total	Notes
ShowPro	LED LitePAR Pro Quad-12 25°	120w	36	

Theatre Technical Specifications

CYC

Make	Model	Power	Total	Notes
Prolights	ECL Cyc 100 RGB + warm white 40° x 80°	400w	7	

Movers

Make	Model	Power	Total	Notes
ShowPro	Pluto 250 Moving Head - Hybrid 3° – 30°	350w	6	
Martin	ERA 400 CLD LED Profile 10° – 30°	460W	4	

Followspot

Make	Model	Power	Total	Notes
ShowPro	LED Tracer 10° – 20°	250w	2	6 way colour changer & iris

Other

1 x Unique Hazer 2.1

A minimum quantity of 240v piggy back extension leads is available to use.

Lighting Notes

Additional Lighting Equipment – Subject to availability

Control	1	Hedgehog4 Portable Lighting Desk
Rigging	8	Floor booms with wheeled base plate, 2m high
Accessories	6	Iris
	10	Gobo Holder
	6	H-stand
	30	Doughty Boom Arms 500mm long

Theatre Technical Specifications

AUDIO

Control	1	Mixing Desk - Allen & Heath Avantis 64 Channel
	2	Digital Stage Box - Allen & Heath GX4816
	1	Digital Stage Box – Allen & Heath AR2412
Playback	1	Mac Mini with QLab 4

SPEAKER SYSTEMS

FoH L & R	4	Martin Audio T1230 12" passive array
FoH centre	1	Martin Audio CDD12B 12" passive speaker
Subwoofer	1	Martin Audio SX118 18"
FoH front fill	4	Martin Audio CCDD5B 5.25" 2-way speaker
Stage foldback	10	QSC K12.2 12" powered speaker
Portable Sub	1	QSC 118 18" self powered

EQUIPMENT

Radio Microphones

Make	Model	Detail / Accessories	Use	Total
Sennheiser	EW 100 G4-ME2 835 SAS Kit	Includes one belt pack and handheld per kit.	Vocals	8
Sennheiser	ME 2-II		Speech	2
Sennheiser	HSP Omni Headset Mic	Standard size	Vocals	4
Sennheiser	e835	Dynamic handheld mic capsule	Vocals	8

Theatre Technical Specifications

Wired Microphones and Dis

Make	MODEL	Detail / Accessories	Use	Total
Shure	SM57	Clips for all	Instruments	4
Shure	Beta 58a	Clips for all	Vocals	6
Shure	Beta57A	Clips for all	Instruments	2
Audix	D6		Drums	1
Shure	Beta52a		Drums	1
Sennheiser	E904		Drums	4
Sennheiser	E914		Instruments	2
Rode	M5MP		Instruments	3 pairs
DPA	4099		Piano	1 pair
Clock Audio	C3130 – SR	Lectern Mic	Lectern Mic	1
Radial	J48	Active DI		4
Radial	ProD2	Passive 2ch DI		2
Radial	Pro48	Active DI		3
Radial	USB-PRO	USB stereo DI		2

Mic Stands

Item	Model	Total
Mic Stand – Straight	K&M 260/1	10
Mic Stand – Table	K&M 23325	4
Mic Stand – Boom with Round Base	K&M 26145	2
Mic Stand – Tall Boom	K&M 210/2 + 210/9	12
Mic Stand – Short Boom	K&M 259	6
Mic Stand – Extra Low Boom	K&M 25950	2
Speaker Stands	K&M 21435	4

Theatre Technical Specifications

BACKSTAGE

COMMUNICATIONS

Talkback / Communications

- 1 Jands Ezicom E401 master station
- 8 Jands E101 wired belt pack unit - single headset and lead
- 4 Green-Go WPBS Wireless DECT Beltpack – single muff headset

Paging / Show relay

- 1 Paging System FoH & BoH to all relevant areas in discrete selectable zones
- 2 Paging Station – Box Office
- 1 Show Relay to FoH and BoH

Stage Monitor

- 1 Stage View Camera – with remote control of pan, tilt and zoom
 - Monitors located USPS, USOP, greenroom and all dressing rooms.

FACILITIES

Dressing Rooms

Dressing Room	Capacity	Toilets	Shower	DETAILS
Dressing room 1`	2	1	1	Ensuite
Dressing room 2	2	1	2	Ensuite
Dressing Room 3	8			Toilet & Shower located in adjacent hallway
Dressing Room 4	9			Toilet & Shower located in adjacent hallway

Laundry / Wardrobe:

- Washing Machine
- Dryer
- Iron and ironing board

Greenroom:

- Fridge
- Microwave
- Kettle

Theatre Technical Specifications

VENUE

Venue Contacts

Venue Address 72 Menangle St Picton NSW 2571

Postal Address PO Box 21 Picton NSW 2571

Staff Contacts

Transitional Performing Arts Centre Manager – Raina Savage

Mobile (02) 46774476

Email Address raina.savage@wollondilly.nsw.gov.au

Technical Coordinator – Suze Smith

Mobile 0455 685 766

Email Address suze.smith@wollondilly.nsw.gov.au

Venue Information

WPAC is owned and operated by Wollondilly Shire Council. A core team of 5 permanent staff run the venue. Casual staff are available to work back of house and front of house.

The venue is located in the centre of town, with many cafes and restaurants close by. There are supermarkets located within walking distance of the theatre.